

/// Socket, screw terminal, wall / rail mount

VM-3R

Relay socket



Description

The VM-3R is a surface /wall and 35 mm rail mount relay socket. The VM-3R socket has one screw terminal per relay contact suitable for two wires up to 2.5 mm², so looping / daisy chaining can be done on the socket and no external connector or terminal is needed.

The VM-3R relay socket has no internal soldering connections which make it highly reliable. A signalling / protecting module can be placed on the socket and is parallel connected with the relay coil.

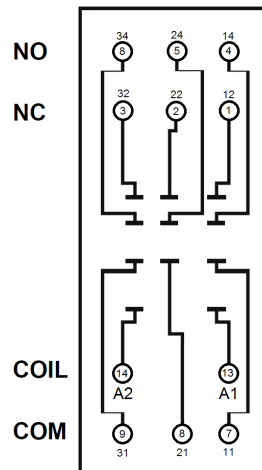
Application

The VM-3R relay socket is suitable for general purpose applications. Installation and replacement of relays is made easy and cost saving. No maintenance is required for the user.

Features

- 35 mm rail mounting
- Screw terminals
- Suitable for M3-relays
- No internal soldering
- Retaining clip connection possible
- Various plug-in signalling / protecting modules available

Connection diagram



Approvals

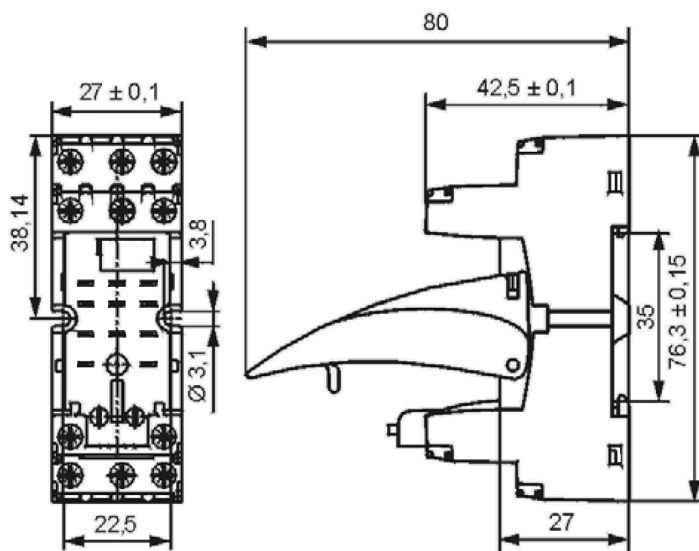
IEC 61984-2005
IEC 60998-1:2006
IEC 60512-1:2004


Technical specifications

Technical characteristics

Contact rating		10 A
Dielectric strength	IEC 6664-1	3000 V, 50/60 Hz, 1 min
Protecting category	IEC 60529	IP20
Mounting		35 mm rail mount
Ambient temperature		-40 °C...+70 °C
Weight		60 g
Dimensions		76.3 x 42.5 x 27 mm
Wire size		2 x 2.5 mm ²
Wire stripping length		6.5 mm
Material		Polyester
Socket contacts		Screw terminal

Dimensions



Accessories


Type	Schematic	Voltage	Art.no.	LED colour
DM-1 Limits overvoltage on DC coils	- A2 + A1	6...230 VDC	321000507	
DM-2 Limits overvoltage on DC coils	+ A2 - A1	6...230 VDC	321000524	
DLM-3R Limits overvoltage on DC coils Coil energizing indication	+ A2 - A1	6...24 VDC 24...60 VDC 110...230 VDC	321000525 321000526 321000527	Red Red Red
DLM-3G Limits overvoltage on DC coils Coil energizing indication		6...24 VDC 24...60 VDC 110...230 VDC	321000528 321000529 321000530	Green Green Green
DLM-4R Limits overvoltage on DC coils Coil energizing indication		- A2 + A1	6...24 VDC 24...60 VDC 110...230 VDC	321000531 321000532 321000533
DLM-4G Limits overvoltage on DC coils Coil energizing indication		6...24 VDC 24...60 VDC 110...230 VDC	321000534 321000535 321000536	Green Green Green
RCM-5 Limits overvoltage on AC and DC coils Coil energizing indication	A2 A1	6...24 VAC/DC 24...60 VAC/DC 110...230 VAC/DC	321000537 321000538 321000539	
LM-6R Limits overvoltage on AC and DC coils	≈ A2 ± A1	6...24 VAC/DC 24...60 VAC/DC 110...230 VAC/DCC	321000540 321000541 321000542	Red Red Red
LM-6G Limits overvoltage on AC and DC coils		6...24 VAC/DC 24...60 VAC/DC 110...230 VAC/DC	321000543 321000544 321000545	Green Green Green
LVM-7R Limits overvoltage on AC and DC coils Coil energizing indication		≈ A2 ± A1	6...24 VAC/DC 24...60 VAC/DC 110...230 VAC/DC	321000546 321000547 321000548
LVM-7G Limits overvoltage on AC and DC coils Coil energizing indication		6...24 VAC/DC 24...60 VAC/DC 110...230 VAC/DC	321000549 321000550 321000551	Green Green Green
VM-8 Limits overvoltage on AC coils No indication	A2 A1	6...24 VAC 110...130 VAC 110...240 VAC	321000552 321000553 321000554	
RM-9 Limits overvoltage on AC coils	A2 A1	110...240 VAC	321000555	

Socket VM-3R

Sockets

 VM-3R				
--	--	--	--	--

Art. no.	Type	Applicable for	Connection	Weight (g)	Dimensions (mm)
321000510	VM-3R	M3 relays, 35 mm rail or wall	Screw terminals	60	76.3 x 42.5 x 27

Accessories

 MS-35	 CM-1	 DPM-1	 M-connect-5	
---	--	---	---	--

Art. no.	Type	Applicable for	Weight (g)
321000509	MS-35	Relay retaining clip, plastic	4
321000503	CM-1	Relay retaining clip, metal	0.5
321000522	DMP-1	Description plate	0.4
321000523	M-connector-5	Interconnection strip	6.5

 **Over 10 million Mors Smitt relays in use in rail transport applications worldwide!**

Mors Smitt Asia Ltd.
 Unit B&C, 25/F., Casey Aberdeen House,
 38 Heung Yip Road, Wong Chuk Hang,
 Hong Kong
 Tel: +852 2343 555
 sales.msa@wabtec.com

Mors Smitt France SAS
 2 Rue de la Mandinière
 72300 Sablé-sur-Sarthe, France
 Tel: +33 (0) 243 92 82 00
 sales.msf@wabtec.com

Mors Smitt UK Ltd.
 Graycar Business Park,
 Burton on Trent, DE13 8EN, UK
 Tel: +44 (0)1283 357 263
 sales.msuk@wabtec.com

Wabtec Netherlands B.V.
 Darwinstraat 10,
 6718 XR Ede, Netherlands
 Tel: +31 (0)30 288 1311
 sales.msbv@wabtec.com

Mors Smitt Technologies Ltd.
 1010 Johnson Drive,
 Buffalo Grove, IL 60089-6918, USA
 Tel: +1 847 777 6497
 salesmst@wabtec.com

RMS Mors Smitt
 6 Anzed Court,
 Mulgrave, VIC 3170, Australia
 Tel: +61 (0)3 8544 1200
 sales.rms@wabtec.com

(c) Copyright 2019

All rights reserved. Nothing from this edition may be multiplied, or made public in any form or manner, either electronically, mechanically, by photocopying, recording, or in any manner, without prior written consent from Mors Smitt. This also applies to accompanying drawings and diagrams. Due to a policy of continuous development Mors Smitt reserves the right to alter the equipment specification and description outlined in this datasheet without prior notice and no part of this publication shall be deemed to be part of any contract for the equipment unless specifically referred to as an inclusion within such contract. Mors Smitt does not warrant that any of the information contained herein is complete, accurate, free from potential errors, or fit for any particular purpose. Mors Smitt does not accept any responsibility arising from any party's use of the information in this document.